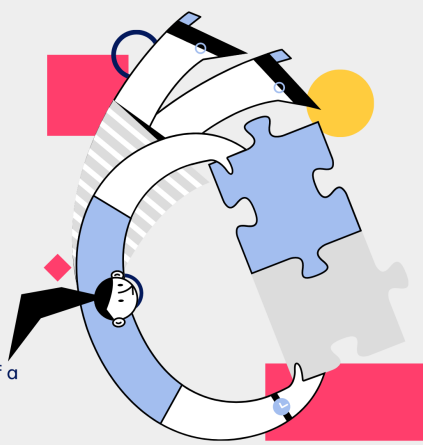


Anatomy of a Jigsaw Puzzle Piece

Solved any good jigsaw puzzles lately? You might be surprised to learn that jigsaw pieces aren't just part of a puzzle, they offer insight to the quality of the puzzle.



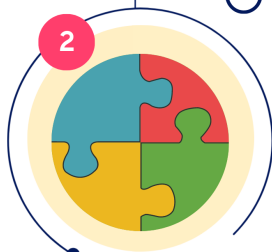
1



The Paper

Take a look at the paper. The weight and stiff feeling to the touch is important for the perfect jigsaw. When starting your next jigsaw puzzle, take a moment to examine the piece to determine the look and feel of a piece

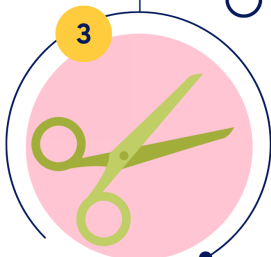
2



The Size

Each piece must be perfect for the audience intended. Not too small that the image is impossible to see, but not too big that the location of the piece is obvious.

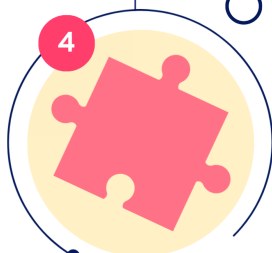
3



The Cut

The jigsaw cut for the puzzle is vital to a strong first impression. Puzzle play needs straight edges, perfect curves and no issues of pieces sticking together. Whether a traditional, random or fixed cut, each jigsaw needs to impress the players.

4



The Color

The brightness of the ink color is an impression every puzzle player considers. Making the image look perfect, the vibrant colors need to be appealing.

5



The Top Coat

After the vibrant colors are printed on the jigsaw piece, the ink will be sealed with a top coat to enhance the image. It could be a smooth, matte or gloss finish.